

EKL1-100 6KA RCCB


Residual Current Circuit Breaker

ETEK[®]

Standard_ IEC61008-1



Technical Data

Electrical Features	Mode	Electromagnetic
	Type	AC,A,G,S
	Rated current I_n	80,100A
	Poles	2P(1P+N),4P(3P+N)
	Rated voltage U_e	2P 240V~
		4P 415V~
	Insulation voltage U_i	500V
	Rated frequency	50/60Hz
	Rated residual operation current($I_{\Delta n}$)	30,100,300mA
	Rated residual making and breaking capacity ($I_{\Delta m}$)	630
	Short-circuit current $I_{nc} = I_{\Delta c}$	6,000A
	SCPD fuse	 6000
	Break time under $I_{\Delta n}$	$\leq 0.1s$
	Rated impulse withstand voltage(1.5/50) U_{imp}	4000V
	Dielectric test voltage at ind.Freq. for 1min	2.5kV
	Electrical life	2,000 Cycles
	Mechanical life	4,000 Cycles
Installation	Contact position indicator	Yes
	Protection degree	IP20
	Ambient temperature(with daily average $\leq 35^\circ C$)	$-5^\circ C \sim +40^\circ C$
	Storage temperature	$-25^\circ C \sim +70^\circ C$
	Terminal connection type	Cable/Pin-type busbar
	Terminal size top/bottom for cable	35mm ² 18-2AWG
	Terminal size top/bottom for busbar	35mm ² 18-2AWG
	Tightening torque	2.5Nm 22In-lbs
Mounting	On DIN rail EN60715(35mm) by means of fast clip device	
Connection	From top and bottom	



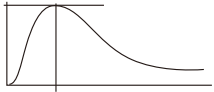
EKL1-100 6KA RCCB

Residual Current Circuit Breaker

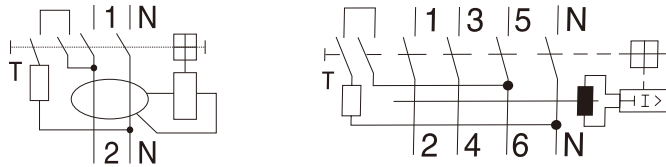


Standard_ IEC61008-1

Tripping Current Range	Type	Tripping current $I_{\Delta n}$ /A	
	AC		$0.5I_{\Delta n} < I_{\Delta} < I_{\Delta n}$
A	Lagging Angle	$I_{\Delta n} > 0.01A$	$I_{\Delta n} \leq 0.01A$
	0°	$0.35I_{\Delta n} \leq I_{\Delta} \leq 1.4I_{\Delta n}$	$0.35I_{\Delta n} \leq I_{\Delta} \leq 2I_{\Delta n}$
	90°	$0.25I_{\Delta n} \leq I_{\Delta} \leq 1.4I_{\Delta n}$	$0.25I_{\Delta n} \leq I_{\Delta} \leq 2I_{\Delta n}$
	135°	$0.11I_{\Delta n} \leq I_{\Delta} \leq 1.4I_{\Delta n}$	$0.11I_{\Delta n} \leq I_{\Delta} \leq 2I_{\Delta n}$

Alternative Current Sensitive	Pulsating direct current sensitive	Surge current proof
 <p>They react to AC current which, whether suddenly applied or slowly arising.</p>	 <p>They react to AC and pulsating DC fault current which reach 0 or almost 0 within one time period of the mains frequency.</p>	 <p>RCCB' s surge capacity. Not tripping at standardized 8/20 us surge-current waves acc.to VDE 0432 Part 2 with surge current values of up to 250A.</p>

Circuit Diagram



Overall and Installation Dimension(mm)

